


Tupolev Tu-16 Ciklon N / NM weather aircraft

1/72 decals

For the 1/72 Trumpeter XIAN JHU-6 kit #1612 or 1614



HISTORY

The Soviet Union used Tupolev Tu-16 jets for weather meteorological research and to influence rain clouds in an area from 1977. Other aircraft types were also used in this field. The Tupolev Tu-16 Ciklon is a modified Tu-16K NATO code name BADGER-G bomber. The armament was removed and it was fitted with various equipment. Radar was used to study nearby clouds and also it was seen with pylons and external equipment. It could carry chemical bombs in the main bay to trigger the clouds. Crew were 2 pilots, navigator, radio operator and 2 researchers. Two aircraft were used with codes СССР-42355 and СССР-42484 and had a civilian AEROFLOT livery but were flown by the GNK VVS. First designated as Ciklon N, flights were made. During the 1980 Olympic games the aircraft were flown above Moscow. It appears that in 1986 aircraft 42484 was used to monitor the 1986 Chernobyl nuclear accident radioactive cloud. It had to be written off in 1987 because of contamination. The other aircraft was modified to Ciklon NM with new equipment in the 1990s.

IMPORTANT DISCLAIMER: being an aircraft modelling hobbyist 100% accuracy of the decals is not guaranteed.

DECAL APPLICATION

The decal sheet has been laser printed on one continuous print film, so each decal needs to be cut out with fine scissors or use a sharp knife and steel ruler cutting on a glass plate.

No other prior decal preparation is needed. Each cut out decal can be applied as usual after soaking it a short while in water. Decals are VERY THIN, so slide off from the wet backing sheet on a horizontally held GLOSSY model surface.

Do not even try to peel them off from the wetted paper with tweezers as they will fold!

After all decals have been applied, finish the model with your preferred final gloss, matt or semi-matt varnish coats. This will also protect all the decals.

DECAL SCHEMES

Decals are to model one of the 2 Ciklon aircraft with numbers 42355 or 42484. The last one can be composed with the numbers. The white Ty Tupolev letters are in the cheat line but also separately provided as white print ^TU. There are also a few spare decals on the sheet. The olympic badge is also printed but could not be located on photos, may be only used during a few flights.

Starboard and port sides of the livery are mirrored. It is probable that on the lower wing also the aircraft codes were applied in similar fashion as on the upper wing.



KIT AND PAINT SCHEMES

In 1/72 scale Trumpeter has released the best kits. The kits for the Chinese H-6 with kitno. 1612 or XIAN JHU-6 with kitno. 1614 are recommended as these have the appropriate transparent glazed nose. Note that there is a small additional nose window on the right starboard nose side.

Remove all armament for the Ciklon and study photos on the internet to see what particular sensors are needed. Probably the lower nose bulge fairing needs to be removed as well.

It is needed to airbrush on the model the upper gloss white areas on the fuselage and after masking the light aircraft grey on the remainder of the surfaces. The cheat lines on the sheet are to be cut carefully to appropriate lengths. Be careful when cutting the cheat lines as they also have a thin white stripe on the lower edge. For the rear fuselage left side and right side curved cheatlines are provided. The bulge at the tail needs to be painted as decals will not settle over these.

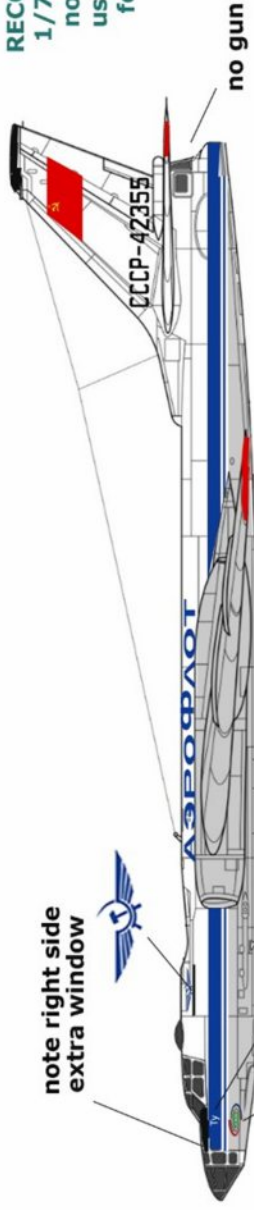
Paint the anti-glare panel on the upper nose black. Probably the top of the vertical tail is also black. The tips of wing and stabilizers are red.

Decals designed and made by Meindert, visit www.aircraftinplastic.com



© copyright Meindert, 2023

RECOMMENDED KIT:
 1/72 TRUMPETER
 no.1612 or 1614
 use "Chinese" kit
 for the correct
 nose




Ty letter on cheatline
 also a white print as
 alternative



remove fairing

42484
 alternative 2nd code

code
 probably also on lower wing



TU-16N Ciklon
 weather meteorological research aircraft
 based on Tu-16 BADGER G
 remove all armament
 add sensor pods/ external probes
 also flown with pylons with pods/ weather
 chemical ordnance

Ту-16 Циклон-Н Tupolev Tu-16 Ciklon