

# **Eurofighter EF2000 /Typhoon**

## **decals Middle East Air Forces**

### **HISTORY**

The Eurofighter EF2000, named the Typhoon by the RAF, is an advanced multi-role combat aircraft with an impressive manoeuvrability for the air superiority role. Equipped with the latest generation of guided missiles, the Eurofighter can deploy several advanced weapons. It has a top speed of Mach 2.0+ with 2 Eurojet EJ200 engines with afterburner (90 kN each). Deliveries began at the end of 2003 and hundreds of aircraft are in service with the German Luftwaffe, British RAF, Italia, Spain. The Eurofighter is also used by Middle East Air Forces: Kuwait, Oman, Qatar, Saudi Arabia.

Decals are for Air Forces of Kuwait, Oman, Qatar en Saudi Arabia.

-----

### **DECAL APPLICATION**

The decal sheet has one continuous print film, so each decal needs to be cut out with fine scissors or use a sharp knife and steel ruler cutting on a glass plate.

No other prior decal preparation is needed. Each cut out decal can be applied as usual after soaking it a short while in water. Decals are VERY THIN, so slide off from the wet backing sheet on a horizontally held GLOSSY model surface.

After all decals have been applied, finish the model with your preferred final gloss, matt or semi-matt varnish coats. This will also protect all the decals.

-----

### **CAMOUFLAGE AND SCHEMES**

The different Typhoon colours are hard to distinguish, further research is recommended. The grey patterns and colours vary depending on air force. Undercarriages are usually very light grey and the radar dome a bit darkened Barley grey.

The markings like codes and roundels appear to be located at similar positions starboard and port. Many jets have the codes in both standard letters and Arab style numbers. (Before delivery by BAe systems many aircraft had U.K registrations during test flights in the U.K).

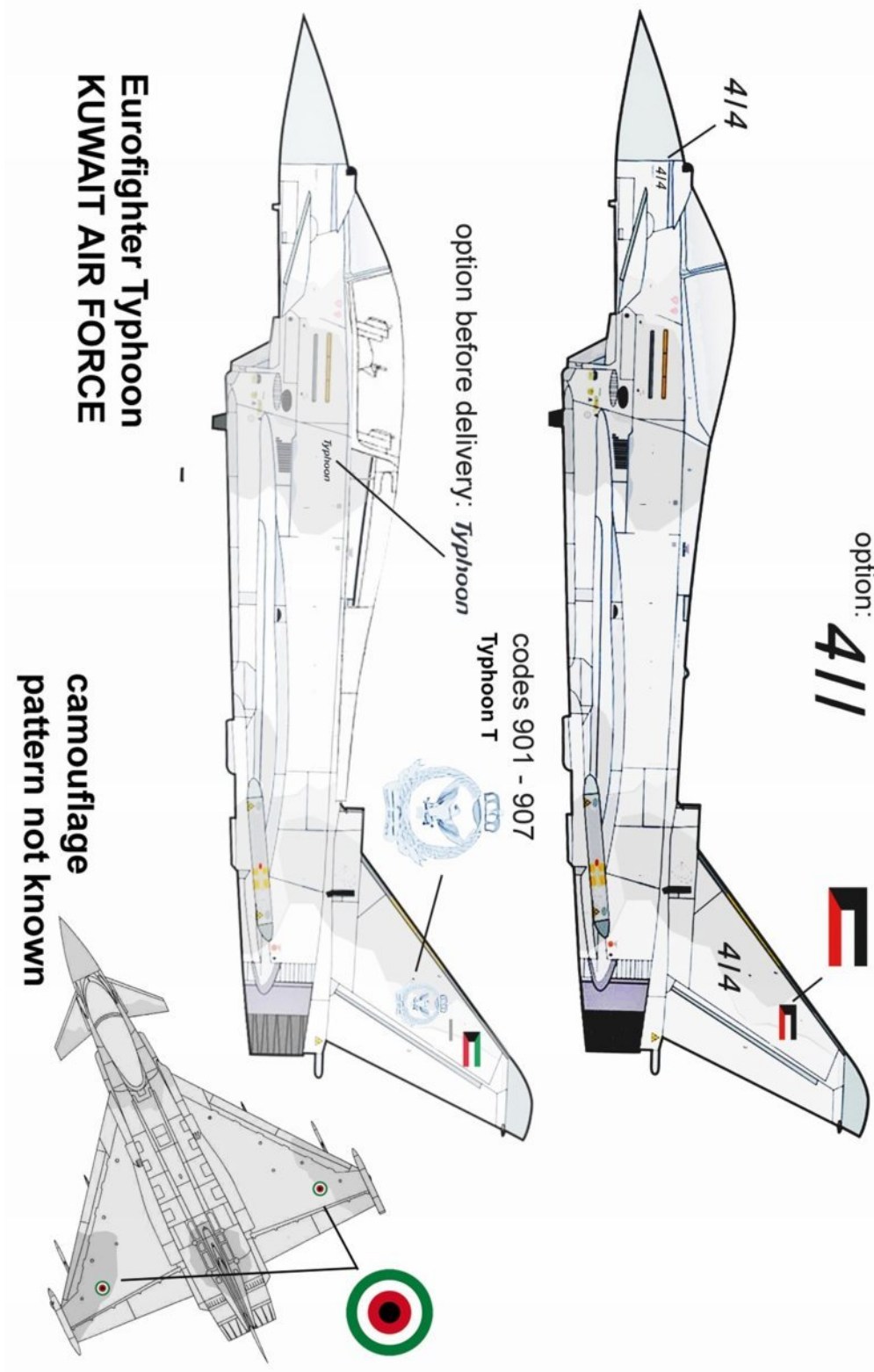
The stencilling, maintenance markings and items like the low-visibility strips are to used from the model kit.

It is strongly recommended to study photos in books and internet.

## KUWAIT AIR FORCE

Kuwait ordered some 28 Eurofighter Typhoons to "Tranche 3" standard and deliveries started 2021 with two seat Typhoon T trainers (coded 901-907). These have a large falcon badge on the tail.

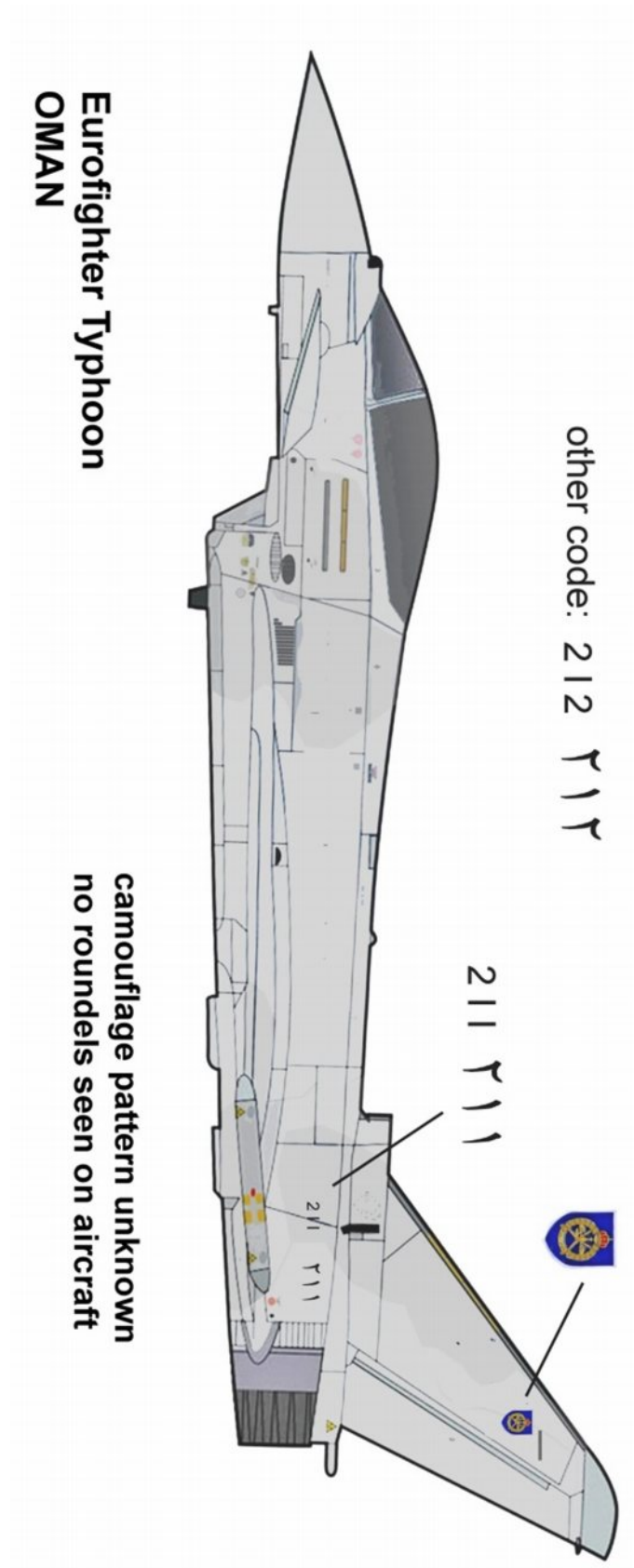
The codes of the single seat multi-role Typhoons are (still) unknown, a photo suggested one to have a code "414" with a distinctive camouflage pattern. The EF2000 jets are flown by no.7 squadron and no.18 squadron based at Ali al Salem west of Kuwait City.



It is unclear if roundels are set on the lower wing tips. The camo colours are ?

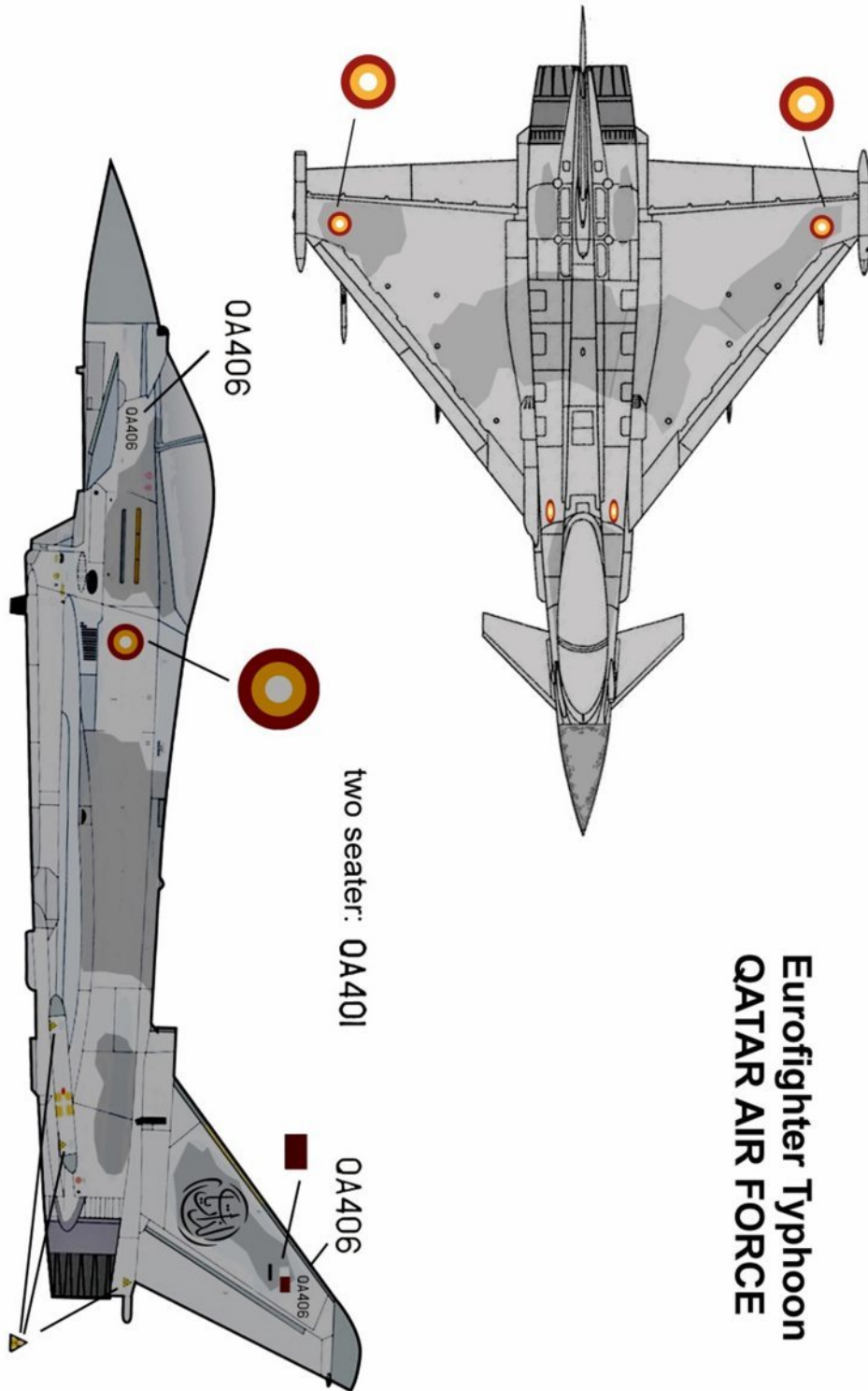
## OMAN ROYAL AIR FORCE

Oman ordered some 13 Typhoons including 3 trainers (coded 200-202) and single seaters coded 210-218 and these are flown by no.8 squadron of the Royal Air Force of Oman from Adam. The Oman Typhoons do not seem to sport roundels, only badges on the tail. The camouflage colour is probably FS36231.



## QATAR EMIRI AIR FORCE

Qatar ordered end 2017 some 24 Typhoons including 4 trainers with deliveries starting in 2022 and these are flown by no.12 squadron. Codes are QA400-403 for the two seat trainers and QA404-423 for the single seaters. They are flown from Tamim base by no.7 squadron and no.12 squadron of the Qatar Emiri Air Force.

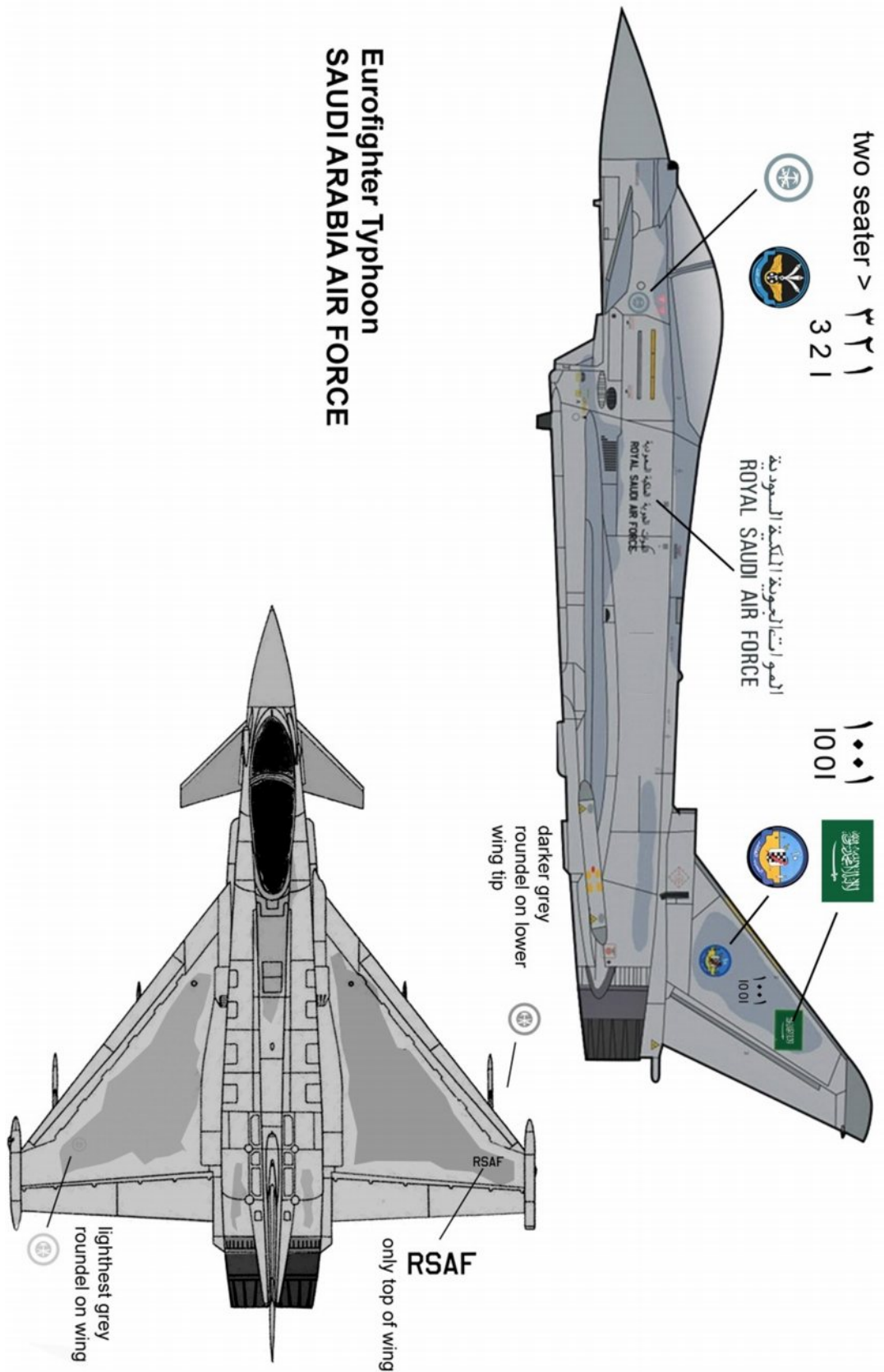


The camouflage pattern shows at least 2 grey colours, but the colours are ?

It is unclear if Qatar roundels are set on the lower wing tips. Note marking on tail.

# SAUDI ARABIA ROYAL AIR FORCE

Saudi Arabia has the largest Typhoon fleet in the Arab World with over 70 aircraft. Deliveries started end 2009. At least 18 Typhoon T3 two seat trainers are operated by no. 10 squadron. Some 54 Typhoon F2 single seat multi-role Typhoons are flown coded 1001-1024 and 307-324 and ? .



**Eurofighter Typhoon  
SAUDI ARABIA AIR FORCE**

The jets are flown at Taif/ King Fahd air base near Mekka by no.3 squadron, no.10 squadron and no.80 squadron of the Royal Saudi Air Force.

The Saudi two-tone camouflage is overall BS381c 626 Barley grey with FS35237 patterns on top. Undercarriages are usually very light grey and the radar dome a bit darker Barley grey.

There is also a roundel at the lower wing tip (but not the RSAF title on the lower wing). Note the different hues of roundels used and provided on the decals sheet.

-----

## MODEL KITS

On Britmodeller, a discussion about the Typhoon is found here:

<https://www.britmodeller.com/forums/index.php?/topic/50168-typhoon-reference-information-updated-with-corrected-italian-typhoon-colours/>

In 1/72 scale Revell has an excellent kit #04317. For modelling the 1/72 scale kit, please visit my website page:

<https://aircraftinplastic.com/models/eurofighter-72/typhoon.htm>

In 1/32 scale also the Revell kit is recommended, visit:

<https://aircraftinplastic.com/models/eurofighter/eurofighter-1.htm>

Decals designed and made by Meindert, visit [www.aircraftinplastic.com](http://www.aircraftinplastic.com)



© copyright Meindert, 2023