

1/32 scale decals for Tornado ADV / F2 / F3

Some 1/32 modellers do conversions for a Tornado ADV F2 or F3 air defence variant. There were some 1/32 conversion aftermarket sets. ADV F2 and F3 have some special service markings, walk ways and obviously squadron markings. Aftermarket decal sheets often had no white walk way lines or are out of print.

Custom decal sheets have been designed for the Tornado F2 or F3 in 1/32 scale. NOTE: the smaller stenciling is to be obtained/ used from the mother Tornado kit (Revell or Italeri).

DECAL APPLICATION

The decal sheet has one continuous printfilm, so each decal needs to be cut out with fine scissors. Cutting out long walk way lines needs a steady hand. Some decals have a white pattern/ colour and can be applied as any other decal.

No other prior decal preparation is needed. Each cut out decal can be applied as usual after soaking it a short while in water. Decals are VERY THIN, so slide off from the wet backing sheet on a horizontally held GLOSSY model surface.

After all decals have been applied, finish the model with your preferred final gloss, matt or semi-matt varnish coats. This will also protect all the decals.

IMPORTANT DISCLAIMER: being an aircraft modelling hobbyist 100% accuracy of the decals is not guaranteed.

Decals designed and made by Meindert, visit www.aircraftinplastic.com



SHEET #2 (Tornado ADV RAF squadron markings)

Contains the aircraft symbols and markings in 1/32 of Royal Air Force Tornado ADV F3 of squadrons:

no. 11 at Leeming with black tail and spine,
no. 25 at Leeming,
no. 41 squadron,
no. 43 at Leuchars,
no. 229 OCU including a special Tornado with red tail at Waddington 2004.

NOTE: by combining numbers and letters, other Tornado schemes may be possible.

Probable RAF Tornado ADV colours were:

ADV F2 with toned down markings:

upper & sides: Barley grey / BSC Flint grey BS4800-18-B-21

undersurfaces: Light grey BSC 627.

ADV F3 with toned down markings:

upper & sides: "Camouflage Barley" grey BSC 626

undersurfaces: Light grey BSC 627.

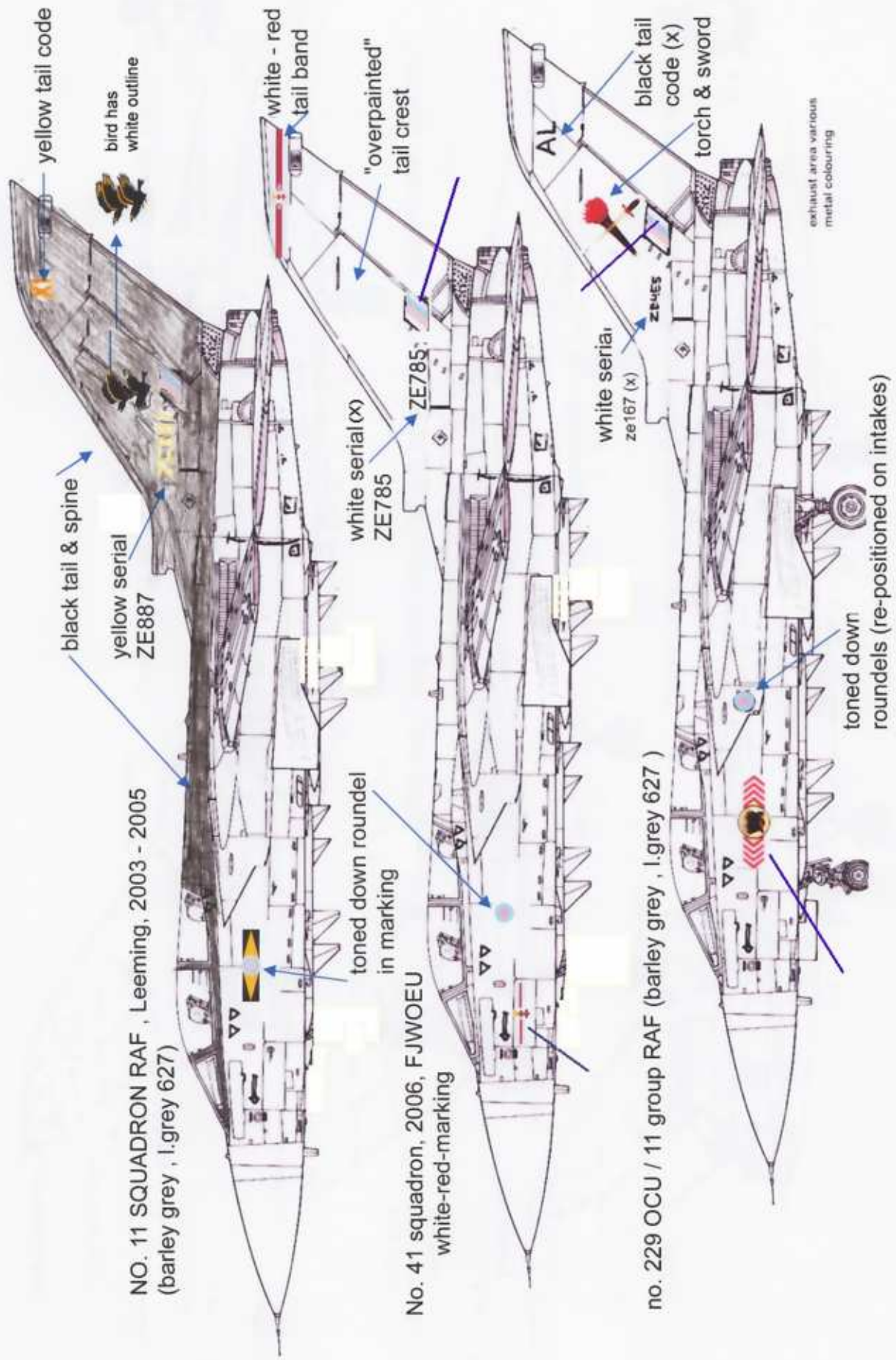
ADV F3 RAF scheme introduced in 2005: national markings full colour:

Overall airframe: medium sea grey BSC 637



(1/32 sheet #2 size approx 17 x 13 cm / 7 x 5 inch)

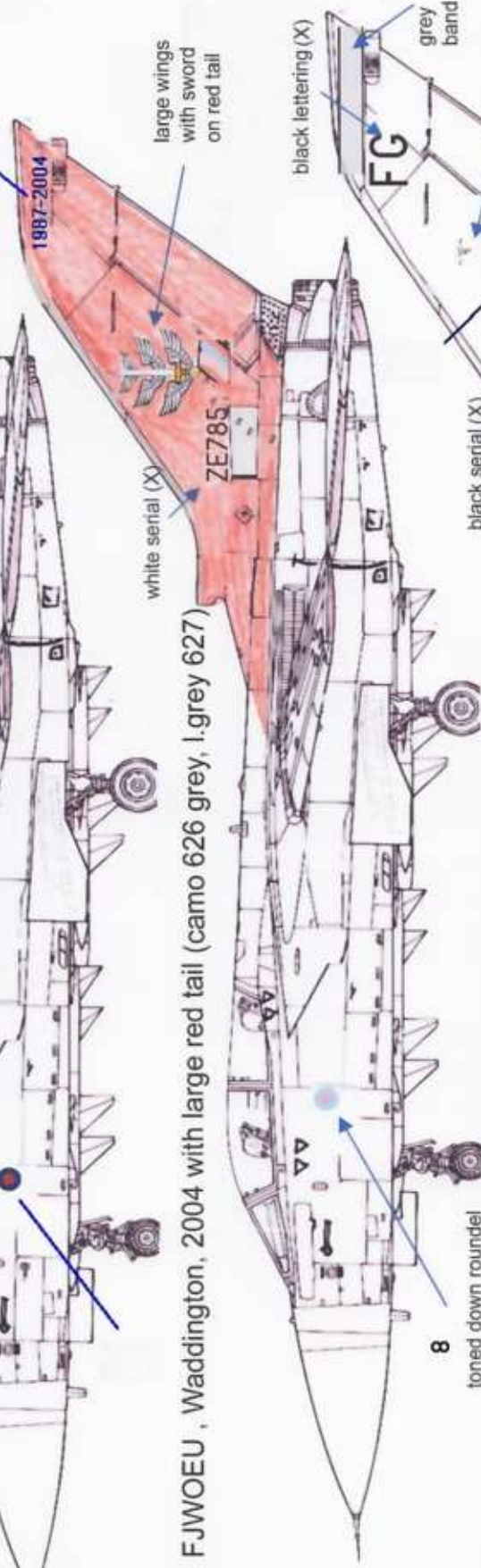
NOTE: smaller stencillings are to be obtained/ used from the Tornado kit.



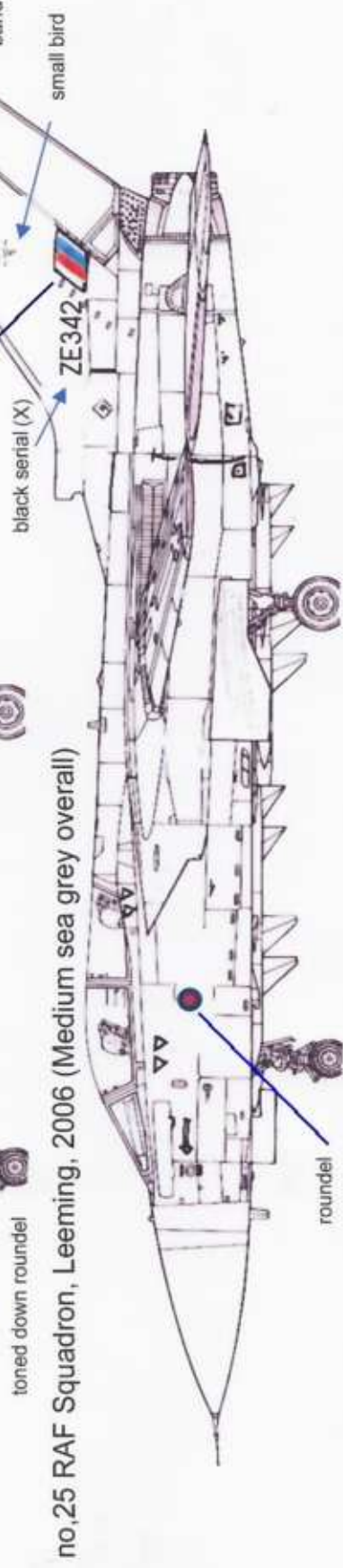
no.43 RAF Squadron, Leuchars, 2006 (Medium sea grey overall)



FJW0EU , Waddington, 2004 with large red tail (camo 626 grey, 1.grey 627)



no.25 RAF Squadron, Leeming, 2006 (Medium sea grey overall)



TORNADO REFERENCES:

Books:

- RAF Tornado, Paul Jackson, Ian Allan publications, Aircraft illustrated special , 1987
- Tornado, AeroGuide #4 for GR.1 and #21 for ADV, Roger Chesneau, Linewrights
- Air international, magazine, Volumes 17/4, 27/3, 29/4 , 34/1, 52/4, 73/6 (December 2007), AI supplement 2005
- World Air Power journal, Volumes 31, 32
- Tornado, Doug Richardson, Aviation fact file, Salamander books, 1986
- Tornado, Fluzeuge, profile volume 6,
- Tornado, Ian Black, Airlife, 1990
- Scale aircraft modelling, August 2003, April 2004, March 2004
- Aerei, "Tutto Aerei collezione, No. 55, Gennaio 2006 (Italia)

Internet websites: too much to list, with hundreds of Panavia Tornado photos.

Visit Meindert's website as well: www.aircraftinplastic.com

, including Meindert's 1/32 Tornado F3 conversion of 2008:

<https://aircraftinplastic.com/models/tornado-resin/tor-resin-1.htm>



AIRCRAFT IN PLASTIC
Meindert de Vreeze